

ENCAP

BEYOND BATTERIES

TECHNICAL DATA SHEET

10KWH-48V Module (Series Connection)



EN-10k-48-1C-X-T-X-X-1V0-GEN1

SMART MANAGEMENT

- Feature-rich online monitoring via App or OLED display
- Automatic Firmware Updates
- Warning Alarms

EFFICIENT

- Highly Efficient: > 95% RTE (Round Trip Efficiency)
- 100% DOD (Depth of Discharge)
- 500,000 Cell Life Cycles

SAFE & RELIABLE

- Wider operating ambient temperature range
- Suitable for various installation environments including high altitudes
- No thermal runaway risk

Performance Specifications

Useable Energy Capacity	10kWh
DC Voltage Range	43.2Vdc to 60.8Vdc
Nominal DC Voltage	48Vdc
Internal Resistance	<4 mΩ

Cell Specifications

Technology	Encapsulated Cell
Nominal Cell Voltage	6.4 ~ 6.6Vdc / Cell (Encapsulated) 1/2 + 0.12V Envelope

Charge Characteristics

Maximum Continuous Charging Current	200A (~1C)
Charging Method	CC/CP/VP

Discharge Specifications

Maximum Continuous Discharging Current	300A (~1.5C)
Discharging Method	CC/CP/VP

ENConnect Software

Module Monitoring	Total Voltage, Individual Cell Voltages, Current, Temperatures, SOC and Energy Consumed
-------------------	-----------------------------------------------------------------------------------------

Module Environmental Specifications

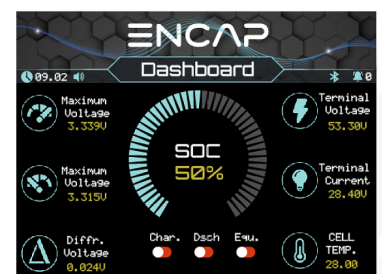
Operating Temperature Range	-30°C~ +70°C (See Fig.1:Temperature Specifications)
Operating Humidity	Non-Condensing



Front View



Isometric View



LCD View

Mechanical Specifications

Dimensions¹ (W x H x D) mm	433 x 335 x 650
Weight (kg)	120
Module Casing Material	GI Powdered
Terminal Type	300A Terminal Post

Smart Features

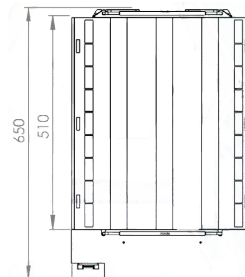


OLED Display	Monitor Module
Communication	WIFI / CANBUS / Bluetooth
Alarm	Buzzer Alarm in the event of Over/Under-Voltage, Over-Current, Over-Temperature
Dry Contacts Output	Four programmable Dry Contacts
Dry Contacts Input	24Vdc three digital input with Isolated ground

Safety Performance

Short Circuit Protection	Electronic Switching, Terminal Cut-off
Over/Under Voltage	Electronic Switching, Terminal Cut-off
Over Current	Electronic Switching, Terminal Cut-off
Over Temperature	Electronic Switching, Terminal Cut-off

Module Service Life

Projected Cycle Life²	500,000 cycles
Projected Calendar Life³	25 years
Shelf Life⁴	10 years
Warehousing	Can be stored at any SOC without affecting cycle life



Front View

Isometric View

Top View

Side View

Precautions	
Alarm	In case of alarm, immediately rectify/attend to the cause of the alarm.
Physical Damage	In case the Module is physically damaged for any reason, do not install and energize the Module under any circumstances and contact your Reseller or After Sales Support.
Short Circuit	Ensure precautions to prevent short-circuit under all circumstances.
Galvanic isolation	When connecting to external devices ensure that galvanic isolation does not exceed 1000V.
Series Connection	All Modules must be at 100% SOC before connecting in series. Do not Connect in series without controller.
Parallel Connection	All Modules must be at 100% SOC before connecting in parallel. There is no limit on the number of Modules that can be connected in parallel.
Series-Parallel Connection	Modules cannot be connected in series-parallel combination under any circumstance.

Notes:

- ¹Product Dimensions are for reference only and may change without notice.
- ²Projected Life of encapsulated cells.
- ³Projected Calendar Life of encapsulated cells from the date of first operation.
- ⁴Shelf Life is the Life of the Module (in years) from the date it is manufactured to the time it is first operated.
- Additional terms and conditions, including a limited warranty, will apply at the time of purchase.
- For critical applications, please contact your Reseller or After Sales Support.

TEMPERATURE SPECIFICATIONS

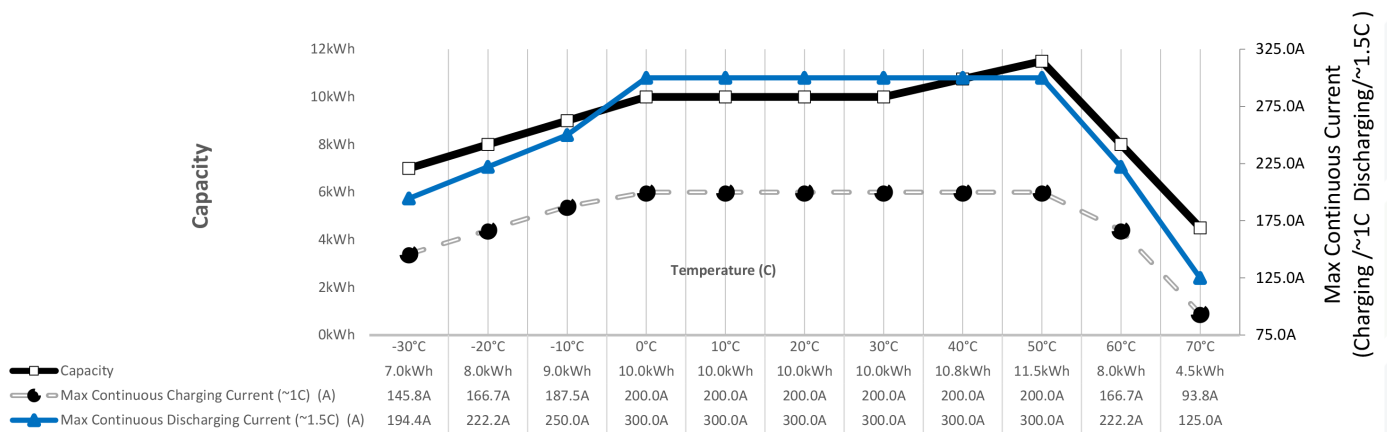


Fig.1: Temperature Specifications of 10kWh 48V ENCAP Module