

TECHNICAL DATA SHEET

MICRO OPTI

BEYOND BATTERIES

7.1KWH 48V Module

Manufactured by
ENCAP
BEYOND BATTERIES



EN-7.1k-48-1C-2PA-X-X-PIB_1V0_GEN1

EFFICIENT

- Highly Efficient: > 95% RTE (Round Trip Efficiency)
- 100% DOD (Depth of Discharge)
- 500,000 Cell Life Cycles

SAFE & RELIABLE

- Wide Operating Temperature Range
- Deployable in Various Environments including High Altitudes
- No Thermal Runaway Risk

Performance Specifications

DC Energy	7.1kWh
Voltage Range	43.2Vdc to 60.8Vdc
DC Voltage (Nominal)	48Vdc
Internal Resistance	<4 mΩ

Cell Specifications

Technology	Encapsulated Cell
Nominal Cell Voltage	6.4 ~6.6Vdc / Cell (Encapsulated) 1/2 + 0.12V Envelope

Charge Characteristics

Maximum Continuous Charge Current	150A (~1C)
Charging Method	CC/CP/VP

Discharge Specifications

Maximum Continuous Discharge Current	150A (~1C)
Discharging Method	CC/CP/VP

Module Environmental Specifications

Operating Temperature Range	-30°C ~ +70°C
Operating Humidity	Non-Condensing

Safety Performance

Short Circuit Protection	Through MCB and Encontactor
Over/Under Voltage	Through Encontactor
Over Current	Through MCB and Encontactor
Over Temperature	Through Encontactor

Smart Features

Alarm²	Buzzer alarm in the event of Over/under-Voltage, Over-Current, Over Temperature
OLED Display (With Encontrol)²	Monitor Module
Communication	CANBUS , RS232, RS485

Dry Contacts Output Programmable Dry Contacts

Circuit Breaker Protection 2P 125A Breaker

Service Life

Cells Projected Cycle Life³ 500,000 Cycles

Cells Projected Calendar Life⁴ 25 Years

Module Projected Shelf Life⁵ 10 Years

Warehousing Can be stored at any SOC without affecting cycle life

EN-Connect Software²

Module Monitoring² Total Voltage, Individual Cell Voltages, Current, Temperatures, SOC and Energy Consumed.



Isometric View

ENCONTROL²

Front View


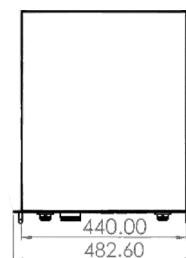
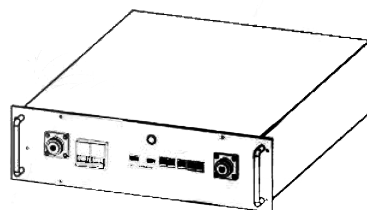
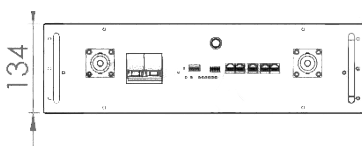
Mechanical Specifications

Dimensions¹ (W x H x D) mm 482 x 134 x 568

Weight (kg) 43

Module Casing Material GI Powdered

Terminal Type 300A Terminal Post



Front View

Isometric View

Top View

Side View

Precautions

Alarm	In case of alarm, immediately rectify/attend to the cause of the alarm.
Physical Damage	In case the Module is physically damaged due to any event, do not install and energize the Module under any circumstances and contact your Reseller or After Sales Support.
Short Circuit	Ensure precautions to prevent short-circuit under all circumstances.
Galvanic Isolation	When connecting to external devices ensure that galvanic isolation of the external device(s) does not exceed 1000V.
Series Connection	All Modules must be at 100% SOC before connecting in series. Maximum of eight (8) Modules can be connected in series. Modules can only be connected in series through Encontactor and en controller refer to ENRack for better performance.
Parallel Connection	All Modules must be at 100% SOC before connecting in parallel. There is no limit on the number of Modules that can be connected in parallel.
Series-Parallel Connection	Series-Parallel Connection Modules can be connected in series-parallel combination through Encontactor and encontroller refer to ENRack for better performance.

¹Product Dimensions are for reference only and may change without notice.

²The ENCONTROL tool is an OLED display designed for Module monitoring. Please note SMART FEATURES are not part of the standard Module and require separate purchase of ENCONTROL tool

³Projected Life of encapsulated cells.

⁴Projected Calendar Life of encapsulated cells from the date of first operation.

⁵Shelf Life is the Life of the Module (in years) from the date it is manufactured to the time it is first operated.

- Additional terms and conditions, including a limited warranty, will apply at the time of purchase.
- For critical applications, please contact your Reseller or After Sales Support.